





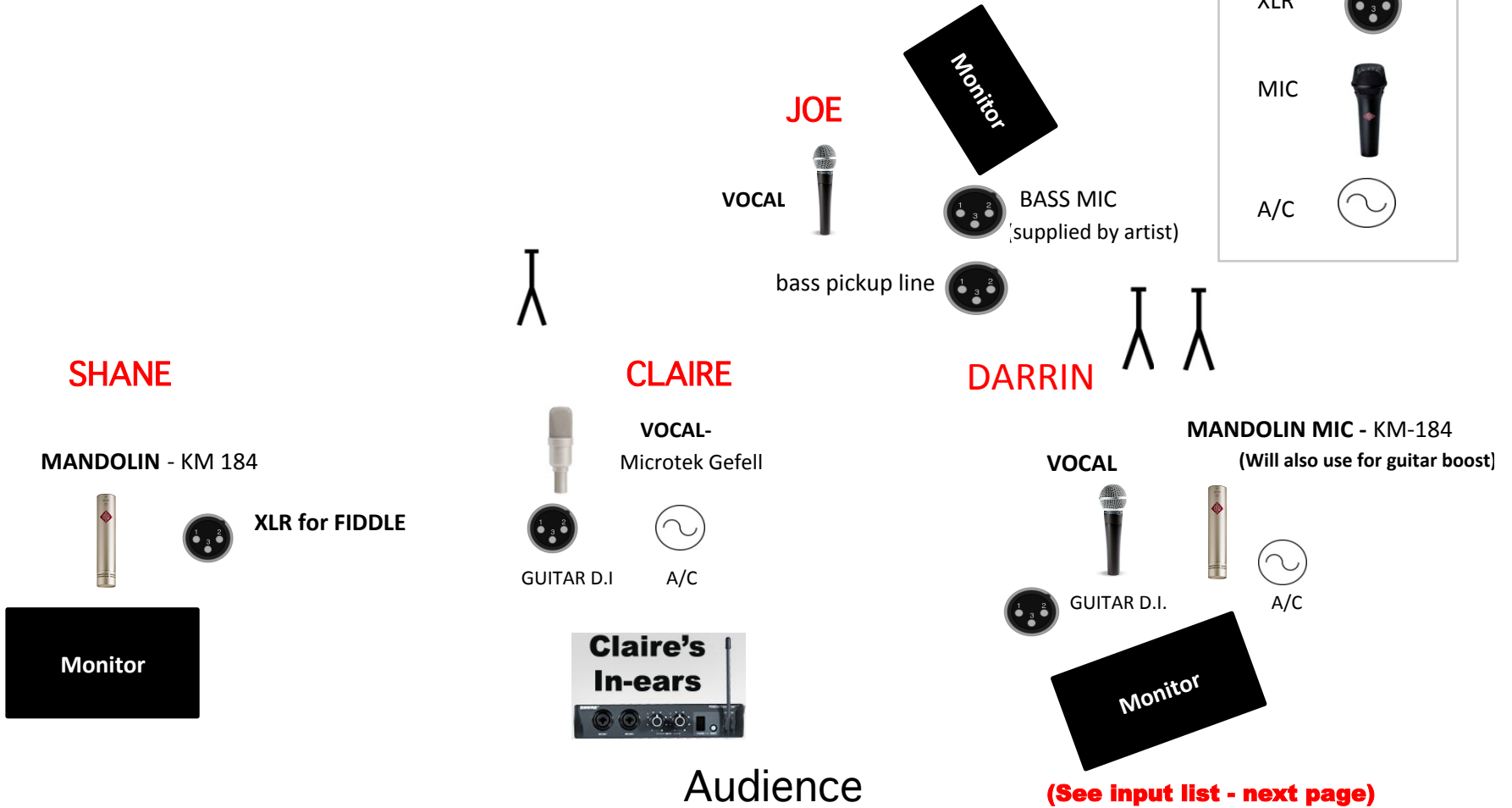
CLAIRE LYNCH BAND: STAGE PLOT

For more information contact Claire Lynch: clairelynch789@gmail.com (US cell: 256-694-7770)

Note: All DI's and named microphones are supplied by the artist.

Key:

GTR STAND	
XLR	
MIC	
A/C	



INPUT LIST AND SOUND NOTES FOR THE CLAIRE LYNCH BAND

For more information contact Claire Lynch: clairelynch789@gmail.com (cell: 256-694-7770)

Inputs - stage Right to stage Left:

- 1) Mandolin mic (artist provides)
- 2) Fiddle mic (artist provides - DPA 4099, attached to fiddle)
- 3) Guitar DI (artist provides)
- 4) Voc mic (artist provides)
- 5) Voc mic- bass position (***Please supply!***)
- 6) Bass mic (clipped on bass- artist provides)
- 7) Bass pickup line
- 8) Guitar DI (artist provides)
- 9) Voc mic (***Please supply!***) SM-58 or similar
- 10) Mandolin mic (artist provides) - also used for boost on guitar if needed.

NOTES:

- Artist will provide all mics specified on plot, but requests that presenter have enough mics for all inputs in the event that artists' mics or DIs are not available. All of artists' mics require phantom power.
- Artists will provide their own DI's and in-ear transmitter
- We request boom stands for all mics (5)
- Mixing: Solo level of lead instruments should be equal to each other. Once established, musicians will mix themselves by moving in/out of mics so very little mixing should be required. *Please do not mix Claire's rhythm guitar louder than lead instruments!*

Monitors: We request 4 monitor mixes. If less mixes are available please configure in the following way:

- 2 mixes: 1 for Claire (in ears) and 1 for the rest of the band
- 3 mixes: 1 for Shane (stage R fiddle/mando), 1 for Claire (in ears), and 1 for Joe & Darrin (bass player and stage L guit/mando player)

